

IEC-C15 Appliance Cord

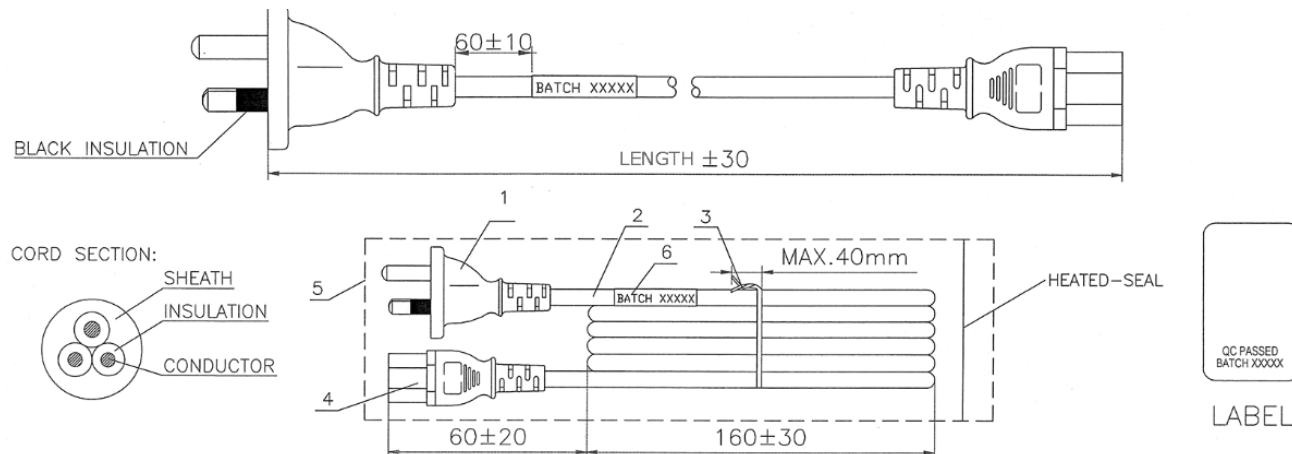
K3741 Series



FEATURES

A 10 Amp AC high temperature appliance cord with elastomer flex as required by computer servers and hot kitchen appliances. Fitted with high-temperature, notched-type IEC-C15 appliance connector and an Australian 3-pin mains plug with insulated pins compliant with AS/NZS3112. Electrical Safety Authority Approved.

DESIGN & CONSTRUCTION



1	PVC moulded plug (Black) *POWERMASTER* MP3S
2	Flexible cord H05RR-F 3G0.75mm ² (Black)
3	Vinyl tie (Black) a. Tied twice with PVC vinyl tie b. Vinyl tie loose end section must not exceed 40mm
4	PVC moulded connector (Black) *POWERMASTER* AC-C15
5	PE bag
6	PE bag Label 40 x 25mm

To view Access' extensive ranges go to: www.accesscomms.com.au

Sydney (Head Office)
Brisbane Sales
Melbourne Office
Adelaide Office

Unit 1, 29 Prince William Drive, Seven Hills NSW 2147
28 The Gateway, Broadmeadows VIC 3047
71 Anzac Highway, Ashford SA 5035

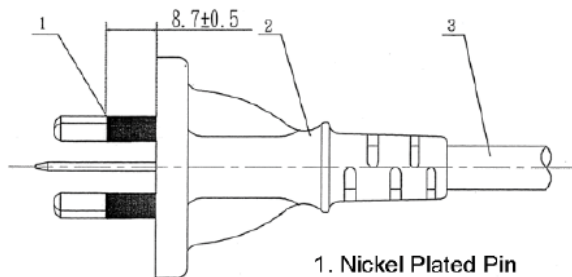
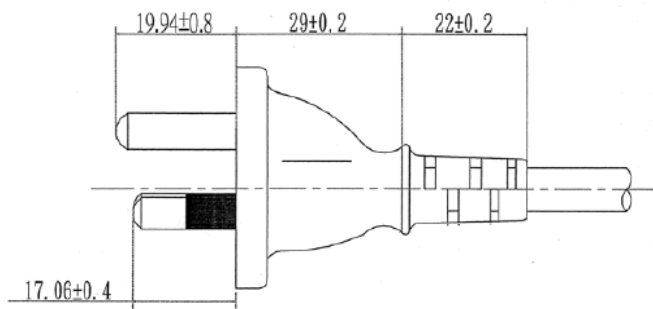
Phone: (02) 9414 8888
Phone: (07) 3308 5555
Phone: (03) 9330 8333
Phone: (08) 8338 5540

sales@accesscomms.com.au
brisbane@accesscomms.com.au
melbourne@accesscomms.com.au
adelaide@accesscomms.com.au

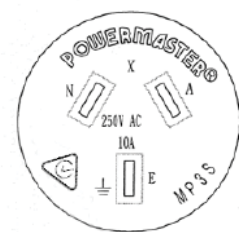
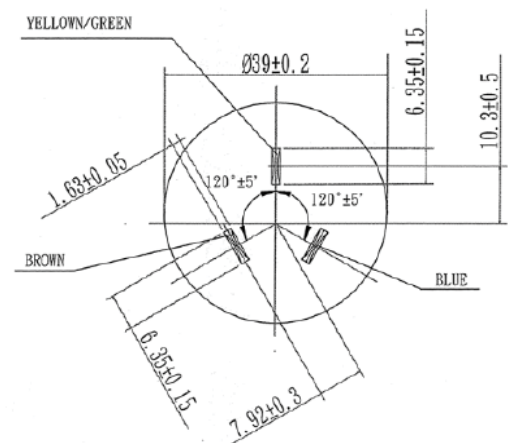
IEC-C15 Appliance Cord

K3741 Series

MAINS PLUG



1. Nickel Plated Pin
2. PVC Molded Plug
3. Flexible Cord

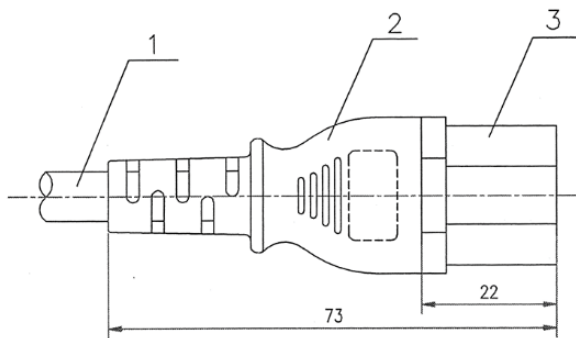


1 Mains Plug
ESO170089

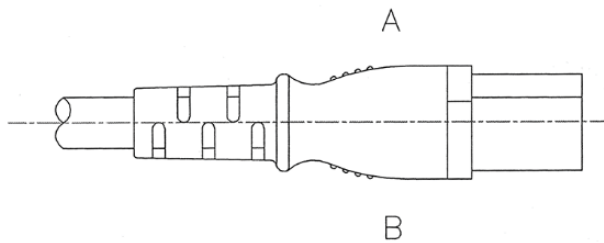
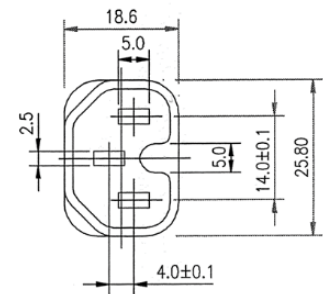
IEC-C15 Appliance Cord

K3741 Series

IEC-C15 PLUG



1. FLEXIBLE CORD
2. CONNECTOR BODY
3. INSERT



SIDE A:

Powermaster®
AC-C15

SIDE B:

Q060696
10A 250V~

1 PVC Flexible Cord

2 PVC Moulded IEC-C5 Connector
ESO160392

IEC-C15 Appliance Cord

K3741 Series

1.1 FLEXIBLE CORD - CONSTRUCTION AND DIMENSIONS

Conductor	Annealed copper wire
Insulation	Rubber (Brown, Blue, Yellow/Green) Mean value of thickness: 0.60mm Minimum value of thickness: 0.50mm
Sheath	Mean value of thickness: 0.90mm Minimum value of thickness: 0.80mm

1.2 PHYSICAL CHARACTERISTICS OF INSULATION AND SHEATH

ITEM	UNITS	VALUES
Rated Voltage	V / V	250 / 440
Number of Conductors	No.	3
Conductor	Nominal Area	mm ²
	Construction	No. / mm
	Outer Diameter	mm
Thickness of Insulation	mm	0.60
Thickness of Sheath	mm	0.90
Nominal Overall Diameter	mm	6.8 ± 0.2
Conductor Resistance at 20°C	Ω / KM	26.0 max
Test Voltage	V / Min	2000 / 15
Insulation Resistance at 70 °C	M Ω Km	0.010 min

1.3 CHARACTERISTICS OF INSULATION AND SHEATH

ITEM			UNIT	VALUE
INSULATION	Original	Tensile Strength	N / mm	5
		Elongation	%	200
	After Aging 100 ± 2 °C for 168 hours	Tensile Strength Variation from Original Value	%	25
		Elongation variation from Original Value	%	25
SHEATH	Original	Tensile Strength	N / mm	7.0 min
		Elongation	%	250 min
	After Aging 100 ± 2 °C for 168 hours	Tensile Strength Variation from Original Value	%	30
		Elongation variation from Original Value	%	30

To view Access' extensive ranges go to: www.accesscomms.com.au

Sydney (Head Office)
Brisbane Sales
Melbourne Office
Adelaide Office

Unit 1, 29 Prince William Drive, Seven Hills NSW 2147
28 The Gateway, Broadmeadows VIC 3047
71 Anzac Highway, Ashford SA 5035

Phone: (02) 9414 8888
Phone: (07) 3308 5555
Phone: (03) 9330 8333
Phone: (08) 8338 5540

sales@accesscomms.com.au
brisbane@accesscomms.com.au
melbourne@accesscomms.com.au
adelaide@accesscomms.com.au

IEC-C15 Appliance Cord

K3741 Series

1.4 FLAME RESISTANCE

The sample shall be self extinguishing after all burning has ceased.

1.4 CORD FLEXIBILITY

There will be no cracks on the surface of cord sample which is wound six turns on a mandrel of 4~5xOD (OD: wire diameter) and subjected to a temperature of $-15 \pm 2^{\circ}\text{C}$ for 4 hours.

2.1 PVC PLUG - APPEARANCE

The plug shall be in accordance with the IEC standard.

2.2 INSULATION RESISTANCE

Shall not be less than $5\text{M}\Omega$ at 500V DC/ 1 Min.

2.3 DIELECTRIC STRENGTH

It shall withstand 2000V AC applied between the conductors for 1 minute without breakdown.

2.4 STRAIN RELIEF

Each blade shall be capable of withstanding a straight pull of 54N over a period of 60 seconds. The withdrawal force is applied without jerks on each pin in turn on the longitudinal axis of the pin, the pull being applied in a heating cabinet at a temperature of $70 \pm 20^{\circ}\text{C}$. One hour after the test the plug is allowed to cool down to ambient temperature and any pin shall be found not to have been displaced in the body of the plug by more than 1mm.

2.5 FLEXING TEST

The specimen shall not show any damage in appearance such as a break or exposure of the core wires after the following test has been completed. The oscillating member shall be moved through an angle of 90° (45° on either side of the vertical), the number of flexes being 1000 and the rate of flexing 60 per minute. A flexing is a movement in one direction. The cord shall be loaded with a weight of 10N, for a nominal area of 0.75mm^2 ; 20N for a nominal area of 1.0mm^2 . For a circular-section cord, the oscillating member shall be turned through 90° after 5000 times.

2.6 HEAT DEFORMATION TEST

After being kept for 1 hour in a heating cabinet at a temperature of $70 \pm 20^{\circ}\text{C}$ no damage to the sample is allowable.

To view Access' extensive ranges go to: www.accesscomms.com.au

Sydney (Head Office)
Brisbane Sales
Melbourne Office
Adelaide Office

Unit 1, 29 Prince William Drive, Seven Hills NSW 2147
28 The Gateway, Broadmeadows VIC 3047
71 Anzac Highway, Ashford SA 5035

Phone: (02) 9414 8888
Phone: (07) 3308 5555
Phone: (03) 9330 8333
Phone: (08) 8338 5540

sales@accesscomms.com.au
brisbane@accesscomms.com.au
melbourne@accesscomms.com.au
adelaide@accesscomms.com.au