



# Scalable fast PoE networks.

## VSPOE-SWA Series: Fast Power over Ethernet Switches in 8, 16 & 24 ports.

The VSPOE-SWA Series comprises desktop & rackmount fast PoE switches in 8, 16 & 24 port configurations. They are a versatile networking solution with flexibility for a range of high-powered PoE devices & a variety of uplink ports. 16 and 24 port models offer L2 management for network traffic quality of service, VLAN and a suite of other features.

- Fast PoE+ device ports with 100Mbps per port
- Gigabit RJ45 & SFP uplink ports (8 port RJ45 only)
- PoE, PoE+ and Hi-PoE support for up to 60W per port
- Total PoE power load up to 360W (24 port model)
- Extend mode takes Ethernet cable runs up to 250m
- Unmanaged (8 port) & L2 managed models (16/24 port)
- Rackmount tabs for cabinet installation (16/24 port)
- Professional appearance full metal enclosure



**Fast 100Mbps PoE+ Device Ports**






**Hi-PoE Support for 60W Devices**



**Gigabit RJ45 & SFP Uplink Ports**

**VSPOE-SWA Series | Specifications**

Model	VSPOE-SWA8G		VSPOE-SWA16		VSPOE-SWA24	
Product Image						
Device Ports	8 x 10/100 Base-T (PoE power supply ports)		16 x 10/100 Base-T (PoE power supply ports)		24 x 10/100 Base-T (PoE power supply ports)	
Uplink Ports	2 x 10/100/1000 Base-T		2 x 10/100/1000 Base-T (combo port) 2 x 1000 Base-X (combo port) 1 x RS232 via RJ45 console port		2 x 10/100/1000 Base-T (combo port) 2 x 1000 Base-X (combo port) 1 x RS232 via RJ45 console port	
PoE Protocol	PoE (IEEE802.3af) / PoE+ (IEEE802.3at) / Hi-PoE					
Switch Power Load	Port 1: ≤60W Port 2 ~ 8: ≤30W	Total: ≤96W	Port 1~2: ≤60W Port 3~16: ≤30W	Total: ≤240W	Port 1 ~ 2: ≤60W Port 3 ~ 24: ≤30W	Total: ≤360W
Switching Capacity	5.6Gbps		8.8Gbps		8.8Gbps	
Packet Forwarding Rate	4.17Mbps		5.36Mbps		6.5Mbps	
Exchange Mode	Store & forward					
Lightning Protection	Common Mode: 2kV / Differential Mode: 0.5kV		Common Mode: 4kV / Differential Mode: 2kV			
Input Power	48 ~ 57VDC		100 ~ 240VAC			
Mounting Options	Desktop		Rackmount Tabs			
Operating Environment	-10° ~ 55°C / RH90% (max)					
Weight	0.49kg		3.51kg			
Dimensions	190 x 100 x 42mm		440 x 300 x 44mm			
Switch Management	Unmanaged		L2 Management			
MAC Address Capacity	2K		4K			
Virtual LAN	N/A		802.1Q Standard VLAN			
Network Time Protocol	N/A		N/A			
Spanning Tree Protocol	N/A		STP / RSTP			
Port Aggregation	N/A		Static link aggregation / LACP protocol			
Port Mirroring	N/A		Many-to-one port mirroring			
LLDP	N/A		N/A			
DHCP	N/A		DHCP Client			
Extend Mode	Up to 250m range at 10Mbps (all ports via device switch)		Up to 250m range at 10Mbps (port configurable via management interface)			
Flow Control	Enabled		Half-duplex based on back pressure type control; Full duplex based on PAUSE frame			
Security Features	N/A		IP+MAC binding based on port; IEEE802.1x port authentication			
System Maintenance	N/A		One-key recovery Supports updated packet upload System log			
Quality of Service (QoS)	N/A		High and low priority / WRR / 802.1P / DSCP / Support priority according to protocol			
Network Management	N/A		WEB (HTTP and HTTPS protocol) Support SNMP V1/V2/V3			
PoE Management	N/A		PoE setting (real-time port consumption) PoE event statistics Green PoE			

Your local VIP Vision™ network solutions professional:



To view Access' extensive ranges go to:  
[www.accesscomms.com.au](http://www.accesscomms.com.au)

Sydney: (02) 9414 8888

Brisbane: Mob: 0438 245 116

Melbourne: (03) 9330 8333

Adelaide: (08) 8338 5540

- [sales@accesscomms.com.au](mailto:sales@accesscomms.com.au)

- [brisbane@accesscomms.com.au](mailto:brisbane@accesscomms.com.au)

- [melbourne@accesscomms.com.au](mailto:melbourne@accesscomms.com.au)

- [adelaide@accesscomms.com.au](mailto:adelaide@accesscomms.com.au)