

DATAMASTER[®] CABINETS

DATAMASTER[®]

DATAMASTER[®]



WALL CABINETS

Datamaster® C1100 Series Wall mounted Network Cabinets

- Reversible transparent perspex door
- Removable side access panels
- Heavy duty construction
- Locks on front door and side panels
- Generous ventilation slots and ventilated shelf
- Top and bottom cabling access slots
- Adjustable front and rear rails, cage nuts (15 sets) supplied.
- Heavy duty construction allows 90kg loading capacity.
- Cabinet floor is pre-drilled to fit optional wheels for floor-standing applications.
- Supplied fully assembled
- Powder coated finish - Black
- IP20 rated.



CAT #	SIZE	WIDTH	HEIGHT	DEPTH
C1104-645	4RU	600mm	280mm	450mm
C1106-645	6RU	600mm	367mm	450mm
C1106-660	6RU	600mm	367mm	600mm
C1109-645	9RU	600mm	500mm	450mm
C1109-660	9RU	600mm	500mm	600mm
C1112-645	12RU	600mm	650mm	450mm
C1112-660	12RU	600mm	650mm	600mm
C1118-645	18RU	600mm	908mm	450mm
C1118-660	18RU	600mm	908mm	600mm



HINGED CABINETS

Datamaster® C1200 Series Wall mounted Network Rack

- Hinged, articulated swing frame for easy access to cabling
- Reversible transparent perspex door
- Removable side access panels
- Locks on front door and side panels - with key access
- Generous ventilation slots and ventilated shelves
- Top and bottom cabling access slots
- Adjustable front and rear rails, cage nuts (15 sets) supplied
- Supplied fully assembled

CAT #	SIZE	WIDTH	HEIGHT	DEPTH
C1206-655	6RU	600mm	367mm	550mm
C1209-655	9RU	600mm	500mm	550mm
C1212-655	12RU	600mm	650mm	550mm
C1218-655	18RU	600mm	908mm	550mm






FLOOR CABINETS

Datamaster® C1400 Series Floor Standing Network Cabinets

- Reversible transparent perspex door
- Removable and reversible rear door
- Removable side access panels
- Heavy duty construction with high loading capacity
- Locks on front and rear doors and side panels - with key access
- Two cooling fans
- Generous ventilation slots and ventilated shelves
- Top and bottom cabling access slots
- Adjustable front and rear rails, cage nuts (15 sets) supplied
- Fixed lockable casters
- Supplied fully assembled

CAT #	SIZE	WIDTH	HEIGHT	DEPTH
C1422-660	22RU	600mm	1166mm	600mm
C1422-680	22RU	600mm	1166mm	800mm
C1427-680	27RU	600mm	1400mm	800mm
C1432-660	32RU	600mm	1610mm	600mm
C1432-680	32RU	600mm	1610mm	800mm
C1442-660	42RU	600mm	2055mm	600mm
C1442-680	42RU	600mm	2055mm	800mm
C1442-699	42RU	600mm	2055mm	1000mm
C1445-660	45RU	600mm	2320mm	600mm
C1445-680	45RU	600mm	2320mm	800mm





OUTDOOR WALL CABINETS

Datamaster® C1600 Series Outdoor IP55 Network Cabinet Wall Mount

- SGCC finish with powder coat to RAL7035 IP55 protection ensures durability.
- Single opening sheet metal front door provides security and ventilation.
- Roof design includes ventilation holes for maximum airflow without compromising IP rating. Front door filters ensure regular replacement, with 2 x 240V fans for optimal airflow.
- Adjustable 19" mounting rails, front and rear, with RU markings. Front-mounted vertical cable management rings, round cable glands with removable rubber covers, and a high-grade polyurethane door joint strip included.
- Each cabinet includes a bag of 12 cage nuts, 4 sets of M12*100 dynabolt, and a set of front door keys (2 pcs) for secure access.
- Personalise your cabinet with optional accessories such as shelves. Cabinets up to 18RU come with one pre-installed adjustable shelf.
- All cabinets are shipped fully assembled for your convenience.



CAT #	SIZE	WIDTH	HEIGHT	DEPTH
C1606-645	6RU	654mm	373mm	488mm
C1609-645	9RU	654mm	507mm	488mm
C1609-660	9RU	654mm	507mm	633mm
C1612-645	12RU	654mm	640mm	488mm
C1612-660	12RU	654mm	640mm	633mm
C1618-660	18RU	654mm	1007mm	488mm
C1618-660	18RU	654mm	1007mm	633mm



OUTDOOR FREESTANDING CABINETS

Datamaster® C1700 Series Outdoor IP55 Network Cabinet Freestanding

- SGCC finish with powder coat to RAL7035 IP55 protection ensures durability.
- Single opening sheet metal front door provides security and ventilation.
- Roof design includes ventilation holes for maximum airflow without compromising IP rating. Front door filters ensure regular replacement, with 4 x 240V fans for optimal airflow.
- Adjustable 19" mounting rails, front and rear, with RU markings. Front-mounted vertical cable management rings, round cable glands with removable rubber covers, and a high-grade polyurethane door joint strip included.
- Each cabinet includes a bag of 12 cage nuts, 4 sets of M12*100 dynabolt, and a set of front door keys (2 pcs) for secure access.
- Personalise your cabinet with optional accessories such as shelves. Cabinets up to 18RU come with one pre-installed adjustable shelf.
- All cabinets are shipped fully assembled for your convenience. Top and bottom cabling access slots

CAT #	SIZE	WIDTH	HEIGHT	DEPTH
C1722-860	22RU	854mm	1185mm	633mm
C1727-860	27RU	854mm	1470mm	633mm





Datamaster® Shelves Range

- Four fixed mounting ears on the outside rail of the shelf
- Depth is adjustable on the fixed shelf with side sliding rails
- Shelf is designed with ventilation holes on base
- Sliding brackets on certain models to allow for easy access
- Black powder coated steel finish

CAT #	TYPE	SERIES	WIDTH	DEPTH
C1025-724S	Adjustable	C1400	485mm	500-1000mm
C1028-606	Sliding keyboard	C1400	483mm	600mm
C1028-608	Sliding keyboard	C1400	483mm	800mm
C1024-606	Sliding	C1400	483mm	350-600mm
C1024-808	Sliding	C1400	483mm	500-550mm
C1026	1RU Cantilever	19" Universal	483mm	300mm






WALL BRACKETS

Datamaster® Wall mount brackets

- Wall mount bracket for the installation of patch panels or other 19" rack mounted equipment
- Hinged for easy access to wiring
- Panel bolts included
- Depth is adjustable between 227mm and 352mm
- 1RU, 2RU, 4RU and 8RU models available
- Black powder coated steel finish

CAT #	SIZE	WIDTH	DEPTH
P4211-EXT	1RU	600mm	227-352mm
P4212	2RU	600mm	150mm
P4212-EXT	2RU	600mm	227-352mm
P4212-300	2RU	600mm	300mm
P4214	4RU	600mm	150mm
P4214-EXT	4RU	600mm	227-352mm
P4218-EXT	8RU	600mm	227-352mm
P4210	Lid	600mm	150mm





CABLE MANAGEMENT ACCESSORIES

1RU Cable Management brush type



- Slot with brush allows cables to pass through the panel from front to back
- The brush fills slot for tidy professional finish
- Suits all standard 19" racks

CAT #	PORTS	RU	TYPE
P4221BRU		1	Cat5e, Cat6, Cat 6a

1RU Cable Management with ABS rings



- Horizontal 1RU
- ABS cable rings enable fast assembly
- End rings can be fitted in horizontal or vertical direction
- Suits all standard 19" racks

CAT #	PORTS	RU	TYPE
P4221ABS	5	1	Cat5e, Cat6, Cat 6a

1RU Cable Management Panel



- Horizontal 1RU
- Suits all standard 19" racks
- Matt black colour finish

CAT #	PORTS	RU	TYPE
P4221	5	1	Cat5e, Cat6, Cat 6a

1RU and 2RU Covered Cable Management



- Horizontal 1RU and 2RU
- Top and bottom slots allow cables to exit neatly for tidy professional finish
- Suits all standard 19" racks

CAT #	PORTS	RU	TYPE
P4221COV	5	1	Cat5e, Cat6, Cat 6a
P4222COV	5	2	Cat5e, Cat6, Cat 6a



8 Port Power Board Mount 19" Rack



- 1RU rack mounted power distribution board to suit 19" rack cabinets and wall mounts
- 8 x standard 10 Amp Australian AS/NZS mains outlets
- 1.8 metre flex and 10 Amp Australian mains plug
- On/off switch and overload switch

CAT #	PORTS	RU	INPUT
C1088-001	8	1	3 Pin GPO

8 Port Power Board Mounted 19" Rack



- 1RU rack mounted power distribution board to suit 19" rack cabinets and wall mounts
- 8 x standard 10 Amp Australian AS/NZS mains outlets
- 1.8 metre flex and IEC-C14 inlet
- On/off switch and overload switch


CAT #	PORTS	RU	INPUT
C1088-014	8	1	IEC C14



Datamaster® Patch Panel Range

Suits all Cat6 Patch Leads. The transmission characteristics of Datamaster® patch panels meet the requirements of Cat6 specifications. The IDC terminal block can be used with both Krone and 110 impact tools and has combined T568A and T568B colour coding for easy installation. Available in 1RU and 2RU sizes. Available in 12-port and 24-port capacity.

Cat5e 12-Port 1RU Patch Panel



- The transmission characteristics of Datamaster® patch panels meet the requirements of Cat5e specification
- Using PCB technology to balance signal transmission and provide low insertion loss, return loss and crosstalk
- T568A and T568B colour coding for easy installation
- Design incorporates nylon loops for cable management

CAT #	PORTS	RU	TYPE
P4013	12	1	Cat5e


Cat6 12-Port 1RU Patch Panel



- The transmission characteristics of Datamaster®' patch panels meet the requirements of Cat6 specification
- Using PCB technology to balance signal transmission and provide low insertion loss, return loss and crosstalk
- T568A and T568B colour coding for easy installation
- Design incorporates nylon loops for cable management

CAT #	PORTS	RU	TYPE
P4014	12	1	Cat6

Cat6 24-Port Patch Panel (Cat5e Compatible)



- The transmission characteristics of Datamaster®' patch panels meet the requirements of Cat6 specification
- Using PCB technology to balance signal transmission and provide low insertion loss, return loss and crosstalk
- T568A and T568B colour coding for easy installation
- Design incorporates nylon loops for cable management

CAT #	PORTS	RU	TYPE
P4026	24	1	Cat6



UNLOADED PATCH PANELS

Datamaster® Unloaded Patch Panel Range

Suits all Cat6 Patch Leads, including Datamaster® Slim and Flat 48-port Cat6 RJ45 ports. Configure the unloaded patch panel with Access Keystone Jacks or Couplers for Cat5e, Cat6 or Cat6A. Available in 1RU and 2RU sizes. Available in 12-port and 24-port capacity.


24 Angled Keystone Patch Panel with Cable Management



- Angled Feature reduces cable bend radius' with horizontal routing
- V-Type snap in centre of the panel
- Open-angle creates immediate connection access to the rear from the front of the patch bay
- Compatible with Cat5e, Cat6 and Cat6a

CAT #	PORTS	RU	TYPE
P4024ANG	24	1	Cat5e, Cat6, Cat 6a

24 Port 1RU Keystone Panel Unloaded



- Suits both Cat5e and Cat6
- Datamaster® Keystone Jacks
- Suits all Datamaster® Cat5E and Cat6 Snap in couplers
- Suits all Datamaster® Keystone inserts, including BNC connectors, HDMI and F-Type
- Ideal for multimedia networks

CAT #	PORTS	RU	TYPE
P4124	24	1	Cat5e, Cat6, Cat 6a


16-Port 1RU Keystone Panel Unloaded



- Suits both Cat5e and Cat6
- Suits all Cat5e and Cat6 Datamaster® keystone jacks
- Suits all Datamaster® Cat5e and Cat6 snap in couplers
- Suits all Datamaster® keystone inserts, including BNC connectors, HDMI and F-Type
- Ideal for multimedia networks

CAT #	PORTS	RU	TYPE
P4116	16	1	Cat5e, Cat6, Cat6a

24-Port 1RU Keystone Unloaded Shielded Panel



- Unloaded 24 port 19" 1RU keystone panel
- Compatible with Cat6a shielded keystone jacks and other keystone inserts
- Staggered panel face and rear cable support bar for improved cable management
- Matte black finish

CAT #	PORTS	RU	TYPE
P4124-06A	24	1	Cat6a



Cage Nut Sets

Fully assembled set, complete with screw, black plastic washer and clip-in cage nut. Suitable for bolting patch panels and other rack-mounted equipment to standard 19" racks or cabinets.

Fan Kit

12V DC cooling fan to suit our Datamaster® C1100 and C1200 series wall cabinets. 12V DC 1 Amp power supply and mounting bolts are included.

CAT #	DESCRIPTION	COLOUR	QUANTITY
C1023-002	Cage nut and bolt	Black	50 pack
C1012-001	12V DC Fan	Black	1



CABINETS & ACCESSORIES

Part #	Type	Rack Height	Dimensions (mm) W x H x D	Fully Assembled							Optional Accessories						
					Front Perspex Door	Removable Rear Door	Fans	Shelves	Lockable Casters	Load (max)	Wheels	Fan Kit	Ventilated Shelf	Cantilever Shelf	Ventilated Door	Sliding Shelf	Sliding Keyboard Tray
C1100 Series																	
C1104-645	Wall Cab	4RU	600 x 280 x 450	✓	✓			1		90kg	C1029-002	C1012-001	C1026	C1026			
C1106-645	Wall Cab	6RU	600 x 367 x 450	✓	✓			1		90kg	C1029-002	C1012-001	C1026	C1026			
C1106-660	Wall Cab	6RU	600 x 367 x 600	✓	✓			1		90kg	C1029-002	C1012-001	C1026	C1026			
C1109-645	Wall Cab	9RU	600 x 500 x 450	✓	✓			1		90kg	C1029-002	C1012-001	C1026	C1026			
C1109-660	Wall Cab	9RU	600 x 500 x 600	✓	✓			1		90kg	C1029-002	C1012-001	C1026	C1026			
C1112-645	Wall Cab	12RU	600 x 650 x 450	✓	✓			1		90kg	C1029-002	C1012-001	C1026	C1026			
C1112-660	Wall Cab	12RU	600 x 650 x 600	✓	✓			1		90kg	C1029-002	C1012-001	C1026	C1026			
C1118-645	Wall Cab	18RU	600 x 908 x 450	✓	✓			1		90kg	C1029-002	C1012-001	C1026	C1026			
C1118-660	Wall Cab	18RU	600 x 908 x 600	✓	✓			1		90kg	C1029-002	C1012-001	C1026	C1026			
C1200 Series																	
C1206-655	Hinged Cab	6RU	600 x 367 x 550	✓	✓			1		60kg		C1012-001	C1026	C1026			
C1209-655	Hinged Cab	9RU	600 x 500 x 550	✓	✓			1		60kg		C1012-001	C1026	C1026			
C1212-655	Hinged Cab	12RU	600 x 650 x 550	✓	✓			1		60kg		C1012-001	C1026	C1026			
C1218-655	Hinged Cab	18RU	600 x 908 x 550	✓	✓			1		60kg		C1012-001	C1026	C1026			
C1400 Series																	
C1422-660	Floor Cab	22RU	600 x 1166 x 600	✓	✓	✓	2	1	✓	500kg				C1026		C1024-606	C1028-606
C1422-680	Floor Cab	22RU	600 x 1166 x 800	✓	✓	✓	2	1	✓	500kg				C1026		C1024-808	C1028-608
C1427-680	Floor Cab	27RU	600 x 1400 x 800	✓	✓	✓	2	1	✓	500kg				C1026		C1024-808	C1028-608
C1432-660	Floor Cab	32RU	600 x 1610 x 600	✓	✓	✓	2	2	✓	500kg				C1026		C1024-606	C1028-606
C1432-680	Floor Cab	32RU	600 x 1610 x 800	✓	✓	✓	2	2	✓	500kg				C1026		C1024-808	C1028-608
C1442-660	Floor Cab	42RU	600 x 2055 x 600	✓	✓	✓	4	3	✓	500kg				C1026	C1011-060	C1024-606	C1028-606
C1442-680	Floor Cab	42RU	600 x 2055 x 800	✓	✓	✓	4	3	✓	500kg				C1026	C1011-060	C1025-724	C1028-608
C1442-699	Floor Cab	42RU	600 x 2055 x 1000	✓	✓	✓	4	3	✓	500kg				C1026	C1011-060	C1025-724	C1028-610
C1445-660	Floor Cab	45RU	600 x 2320 x 600	✓	✓	✓	4	3	✓	500kg				C1026	C1011-060	C1024-606	C1028-606
C1445-680	Floor Cab	45RU	600 x 2320 x 800	✓	✓	✓	4	3	✓	500kg				C1026	C1011-060	C1024-724	C1028-608

CABINETS & ACCESSORIES

Part #	Type	Rack Height	Dimensions (mm) W x H x D	Fully Assembled							Optional Accessories					
					Front Perspex Door	Removable Rear Door	Fans	Shelves	Lockable Casters	Load (max)	Wheels	Fan Kit	Ventilated Shelf	Cantilever Shelf	Ventilated Door	Sliding Shelf
C1600 Series																
C1606-645	Wall Cab	6RU	654 x 373 x 488	✓	✓		2	1		300kg	N/A	N/A	C1030	C1030		
C1609-645	Wall Cab	9RU	654 x 507 x 488	✓	✓		2	1		300kg	N/A	N/A	C1030	C1030		
C1609-660	Wall Cab	9RU	654 x 507 x 633	✓	✓		2	1		300kg	N/A	N/A	C1032	C1032		
C1612-645	Wall Cab	12RU	654 x 640 x 488	✓	✓		2	1		300kg	N/A	N/A	C1026	C1026		
C1612-660	Wall Cab	12RU	654 x 640 x 633	✓	✓		2	1		300kg	N/A	N/A	C1032	C1032		
C1618-645	Wall Cab	18RU	654 x 1007 x 488	✓	✓		2	1		300kg	N/A	N/A	C1030	C1030		
C1618-660	Wall Cab	18RU	654 x 1007 x 633	✓	✓		2	1		300kg	N/A	N/A	C1032	C1032		
C1700 Series																
C1722-860	Floor Cab	22RU	854 x 1185 x 633	✓	✓		4	1		300kg	N/A	N/A	C1032	C1032		
C1727-860	Floor Cab	27RU	854 x 1470 x 633	✓	✓		4	1		300kg	N/A	N/A	C1032	C1032		