

K3745 IEC-C5 Appliance Cord

1. FLEXIBLE CORD

1.1 Construction and Dimensions

Conductor	Annealed copper wire.
Insulation	PVC (Brown, Blue, Yellow/Green). Mean value of thickness: 0.60mm. Minimum value of thickness: 0.50mm.
Sheath	Mean value of thickness: 0.90mm. Minimum value of thickness: 0.80mm

1.2 Physical Characteristics of Insulation and Sheath

ITEM	UNITS	VALUE
Rated Voltage	V/V	250/440
Number of conductors	No.	3
Conductor	Nominal Area	mm ² 0.75
	Construction	No./mm 42/015 24/020
	Outer Diameter	mm 1.3
Thickness of Insulation	mm	0.60
Thickness of Sheath	mm	0.80
Nominal Overall Diameter	mm	6.6 ± 0.2
Conductor Resistance at 20°C	Ω/KM	26.0 max
Test Voltage	V/Min	2000/15
Insulation Resistance at 70°C	MΩ Km	0.011 min

1.3 Characteristics of Insulation and Sheath

ITEM	UNIT	VALUE	
Insulation	Original	Tensile Strength	M. Pa 12.5
		Elongation	% 170
	After Aging 100 ±2°C for 504 hours	Tensile strength variation from original value	% 75
		Elongation variation from original value	% 65
Sheath	Original	Tensile Strength	M. Pa 12.5 min
		Elongation	% 150 min
	After Aging 100 ±2°C for 240 hours	Tensile strength variation from original value	% 75
		Elongation variation from original value	% 65

1.4 Flame Resistance

The sample shall be self extinguishing after all burning has ceased.

1.4 Cord Flexibility

There will be no cracks on the surface of cord sample which is wound six turns on a mandrel of 4~5xOD (OD: wire diameter) and subjected to a temperature of -15 ± 2°C for 4 hours.

2. PVC PLUG**2.1 Appearance**

There shall be no damage shown on the surface of the plug.

2.2 Insulation Resistance

Shall not be less than 500M Ω at 20°C, 500V DC.

2.3 Dielectric Strength

It shall withstand 2000V AC applied between the conductors for 1 minute without breakdown.

2.4 Load Test**1. Flexible Cord Anchorage Test**

Each blade shall be capable of withstanding a straight pull of 11.22KGF (110 \pm 1N) over a period of 10 seconds. The pull shall be increased uniformly to the appropriate value, maintained at that value for a further 10 seconds and then released. This test shall be performed three times.

2. Fixing of Blade

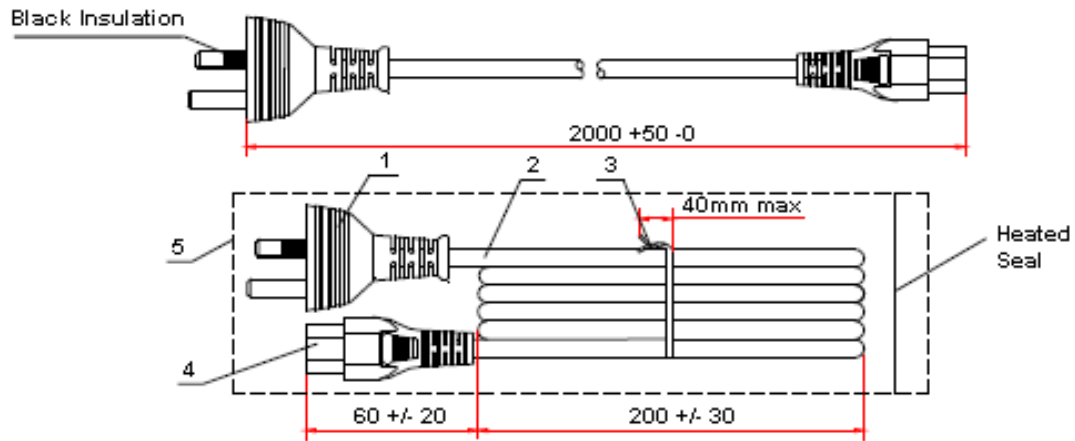
A specimen of the plug shall be heated to a temperature of 50°C \pm 20°C for 1 hour and each blade of the plug shall not be displaced more than 2.38mm when a force of 6.12KGF (60 \pm 0.6N) is applied to the blade for 10 minutes. The direction of the force shall be along the length of the blade towards and away from the body of the plug.

2.5 Flexing Test

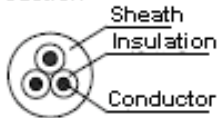
The specimen shall not show any damage in appearance and not more than 10% of the strands of each conductor shall be broken after the following test.

The oscillating member shall be moved through an angle of 90° (45° on either side of the vertical), the number of flexes being 1000 and the rate of flexing 60 per minute. A flexing is a movement in one direction. The cord shall be loaded with a weight of 10N, for a nominal area of 0.75mm²; 20N for a nominal area of 1.0mm². For a circular-section cord, the oscillating member shall be turned through 90° after 5000 times.

3. PRODUCT DRAWING



Cord Section



Cord Marking:

Powermaster GD-3 3 x 0.75mm² 75^uC N18156

AS/NZS3191 Cn

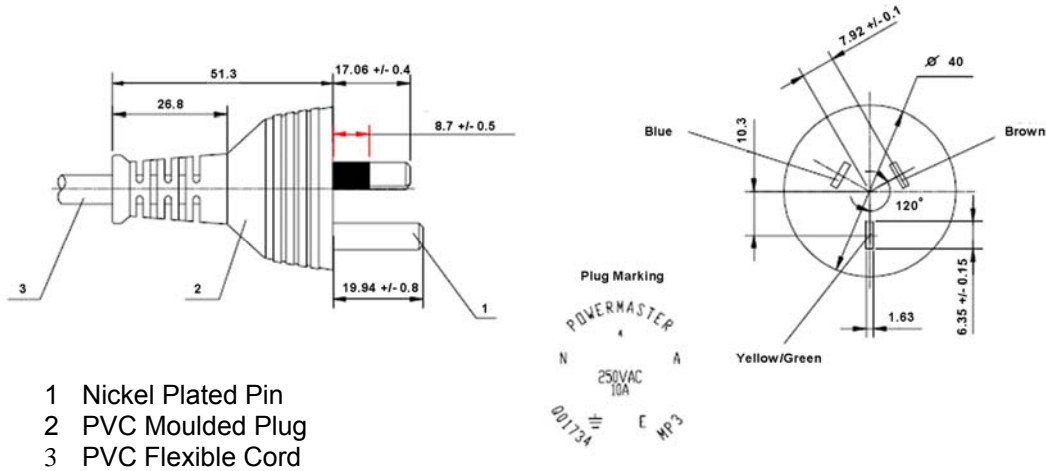
Roll No: 1,2,3...
China Factory

1. PVC moulded plug (Black)
2. Flexible cord GD-3 3G0.75mm² (Black)
3. Vinyl tie (Black)
 - a. Tied twice with PVC vinyl tie
 - b. Vinyl tie loose end section must not exceed 40mm
4. PVC moulded connector (Black)
5. PE bag 300mm x 130mm (0.05mm thick)

NOTE: All materials are RoHS compliant.

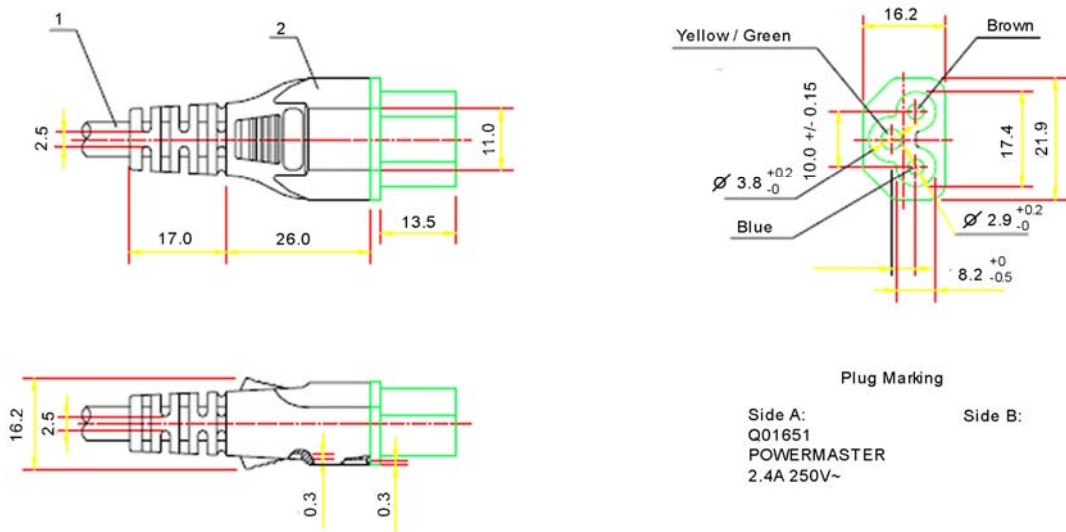
K3745 IEC-C5 Appliance Cord

4. MAINS PLUG



- 1 Nickel Plated Pin
- 2 PVC Moulded Plug
- 3 PVC Flexible Cord

4. IEC-C5 PLUG



- 1 PVC Flexible Cord
- 2 PVC Moulded IEC-C5 Connector

Tolerances:

- >20.0mm ± 2.0mm
- ≤20.0mm ± 1.0mm
- ≤10.0mm ± 0.5mm
- ≤ 1.0mm ± 0.3mm